




Ruční návěští

	Vyobrazení	Význam návěští	Vysvětlivka
1	 A stick figure is shown from the side, holding a small circle (representing a light) in its right hand. A vertical dashed line passes through the center of the light, indicating its vertical orientation.	Pozvolna zatáhnout	Dlouhé pohyby svítilnou svislým směrem
2	 A stick figure is shown from the side, holding a small circle (representing a light) in its right hand. A horizontal dashed line passes through the center of the light, indicating its horizontal orientation.	Pozvolna zatlačit	Dlouhé pohyby svítilnou vodorovným směrem
3	 A stick figure is shown from the side, holding a small circle (representing a light) in its right hand. The figure and the light are enclosed within a larger dashed circle, indicating a circular motion.	Stát	Kroužením svítilnou se nařizuje zastavit jízdu nebo posun